



Subject Theme Overview

Year 4

Charlton Kings Junior School

Subject	Maths	Term	Summer
----------------	-------	-------------	--------

Area	What I should already be able to do	What I will be able to do by the end of term
Checking, Approximating and Estimating	<ul style="list-style-type: none"> Identify, represent and estimate numbers using different representations Estimate the answer to an addition / subtraction calculation and use inverse operations to check answers 	<ul style="list-style-type: none"> Estimate and use inverse operations to check answers to a calculation with increasingly large positive numbers
Calculating: Fractions and decimals	<ul style="list-style-type: none"> Count up and down in tenths Recognise that tenths arise from dividing an object into 10 equal parts and in dividing one-digit numbers by 10 	<ul style="list-style-type: none"> Recognise and write decimal equivalents of any number of tenths or hundredths Recognise and write decimal equivalents to $\frac{1}{2}$, $\frac{1}{4}$, and $\frac{3}{4}$
Measuring Space	<ul style="list-style-type: none"> Measure, compare, add and subtract: lengths (m/cm/mm); mass (kg/g); volume/capacity (l/ml) 	<ul style="list-style-type: none"> Use and convert between different units of measure (mm/cm/m; g/kg; ml/l)
Calculating Space	<ul style="list-style-type: none"> Measure the perimeter of simple 2-d shapes 	<ul style="list-style-type: none"> Measure and calculate the perimeter of a rectilinear figure (including squares) in centimetres and metres Find the area of rectilinear shapes by counting squares
Mathematical Movement	<ul style="list-style-type: none"> Identify and draw 2-D shapes Use mathematical vocabulary to describe position, direction and movement, including movement in a straight line 	<ul style="list-style-type: none"> Describe positions on a 2-D grid as coordinates in the first quadrant Plot specified points and draw sides to complete a given polygon Describe movements between positions as translations of a given unit to the left/right and up/down
Presentation of Data	<ul style="list-style-type: none"> Interpret and present data using bar charts, pictograms and tables Solve one-step and two-step questions [for example, 'how many more?' and 'how many fewer?'] using information presented in scaled bar charts and pictograms and tables 	<ul style="list-style-type: none"> Interpret and present discrete and continuous data using appropriate graphical methods, including bar charts and time graphs Solve comparison, sum and difference problems using information presented in bar charts, pictograms, tables and other graphs

Number facts I must know

Addition facts

Within 10 and 20
 e.g. $3 + 5 = 8$; $6 + 4 = 10$;
 $7 + 8 = 15$; $12 + 6 = 18$;
 $15 + 5 = 20$

Subtraction facts

Within 10 and 20
 e.g. $8 - 5 = 3$; $10 - 6 = 4$;
 $15 - 7 = 8$; $18 - 12 = 6$;
 $20 - 5 = 15$

Multiplication facts

All Times Tables

Division facts

Corresponding division facts for all times tables

Key calculation methods I will continue to use

Written																																																																																		
Column addition: Decimals	Column Subtraction: Decimals	Expanded Vertical Multiplication																																																																																
<table border="1"> <tr><td>3</td><td>5</td><td>0</td></tr> <tr><td>+</td><td>1</td><td>4</td></tr> <tr><td></td><td>4</td><td>9</td></tr> <tr><td></td><td></td><td>6</td></tr> </table>	3	5	0	+	1	4		4	9			6	<table border="1"> <tr><td>3</td><td>4</td><td>1</td></tr> <tr><td>-</td><td>1</td><td>4</td></tr> <tr><td></td><td>2</td><td>0</td></tr> <tr><td></td><td></td><td>4</td></tr> </table>	3	4	1	-	1	4		2	0			4	<table border="1"> <tr><td>7</td><td>4</td><td></td><td></td><td></td><td></td><td></td><td></td><td></td><td></td></tr> <tr><td>x</td><td>3</td><td></td><td></td><td></td><td></td><td></td><td></td><td></td><td></td></tr> <tr><td></td><td>1</td><td>2</td><td>(</td><td>4</td><td>x</td><td>3</td><td>=</td><td>1</td><td>2)</td></tr> <tr><td></td><td>2</td><td>1</td><td>0</td><td>(</td><td>7</td><td>0</td><td>x</td><td>3</td><td>=</td><td>2</td><td>1</td><td>0)</td></tr> <tr><td></td><td>2</td><td>2</td><td>2</td><td></td><td></td><td></td><td></td><td></td><td></td><td></td><td></td><td></td></tr> </table>	7	4									x	3										1	2	(4	x	3	=	1	2)		2	1	0	(7	0	x	3	=	2	1	0)		2	2	2									
3	5	0																																																																																
+	1	4																																																																																
	4	9																																																																																
		6																																																																																
3	4	1																																																																																
-	1	4																																																																																
	2	0																																																																																
		4																																																																																
7	4																																																																																	
x	3																																																																																	
	1	2	(4	x	3	=	1	2)																																																																									
	2	1	0	(7	0	x	3	=	2	1	0)																																																																						
	2	2	2																																																																															

Vocabulary: exchange, exchange digit, place holder, decimal point, place value
 e.g. When subtracting 1.46 from 3.5, we align the **decimal point** and use 0 as a **place holder** in the hundredths place.

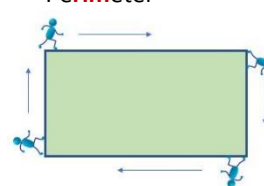
When multiplying 7 tens x 3 the answer is 21 tens = 210

Models and images that will be used to support my understanding


Place value
 Fractions & Decimals

Ones	Decimal point	Tenths	Hundredths
1s	.	$\frac{1}{10}$ s 0.1s	$\frac{1}{100}$ s 0.01s

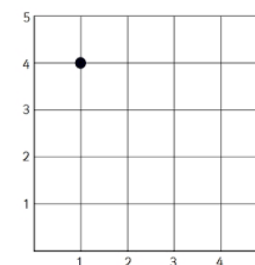
Perimeter



Area



Co-ordinates



x is a cross / across

y is up / wise up