



Marking and Feedback Policy

Governor Committee Responsible:	C & L	Governor Lead(s):	Headteacher
Status	Non-statutory	Review Cycle	Three Years
Last Review	October 2021	Next Review Date	October 2024

Aim

The feedback children receive about their work is crucial to their progress and to ensure consistency we have agreed a standardised system for marking and feedback. We have based our policy on the latest evidence and suggestions from the Education Endowment Foundation - *Different methods of feedback delivery can be effective and feedback should not be limited exclusively to written marking.*

Feedback

The most immediate feedback to children is **verbal** and this happens all the time during lessons and activities (EEF - *studies of verbal feedback show slightly higher impacts overall*). We are mindful of teacher workload and the time it takes to mark pupils' work relative to the impact this has on their progress.

Work may also be marked in a variety of ways according to the impact on learning and sometimes peer marking may be used. Feedback may be as part of group/whole class marking and work may be marked with pen, a sticker or a stamp as appropriate. Housepoints may be awarded to acknowledge good effort from a pupil.

For children who have been supported in their work by the teacher or a teaching assistant, an S (supported), ST (supported by a teacher), or STA (supported by a teaching assistant) will be written next to the learning objective or success criteria.

English Marking

Extended written work is marked using the 'tickled pink' and 'green for growth' system alongside the system of marking codes developed by CKJS (see appendix).

Work should be marked taking account of the success criteria for that learning journey and any individual targets a pupil may have. Work that demonstrates effective application of the success criteria is indicated with pink and work that needs to be developed is indicated with green.

Written comments are not necessary but green codes (or short comments) are used at the end of a piece of work to indicate to the pupil any changes or corrections they need to do, such as practising a skill such as a spelling. Spellings that children are expected to learn are transferred to the back of their English book for reference.

[Type here]

Maths Marking









Work is marked in blue, either by the teacher/TA or the child themselves. Answers are either ticked, dotted/crossed and a 'C' may be written next to any calculations the pupil is required to correct. Written comments are not necessary unless they will have an impact on the pupil's learning.

Other Subjects

Verbal feedback is frequently used as is group/whole class marking. Work may be marked with pen, a sticker or a stamp as appropriate.

Appendix

CKJS Marking Code

Mark	Description	What it means
	<i>Double tick</i>	Brilliant!
	<i>Single tick</i>	Good
	<i>Pink underline</i>	Great word or phrase
	<i>Wavy underlined word</i>	Check spelling
	<i>Question mark</i>	Does it make sense?
	<i>Double forward slash</i>	New paragraph
	<i>Arrow between words</i>	Insert word or punctuation
	<i>Blank circle</i>	Check punctuation
CL or FS	<i>Green CL or FS</i>	Capital letter or full stop error